



Parts Upgrade

Reporting Instructions – ADP

Parts Upgrade Data Points

1. Stock Parts Off-Shelf Fill Rate %
2. 12+ Month Idle Capital Value \$
3. Closing Inventory Value \$
4. Lost Sales Value \$
5. Month End Net Sales
(Cost of Sales - Customer Returns)
6. Month End Receipts

Gathering Data

ADP

(1) Stock Parts Off-Shelf Fill Rate %

The Calculation:

Stock Parts OSF% =

Number of Stock Parts Filled Directly From Stock at the time of demand divided by the total number of stock parts requested by the service department

The ADP “RPFR” Report Displays Stock Parts OSF %

NOTE: You must have ADP FR-910 software to run this report.

(1) Stock Parts Off-Shelf Fill Rate %

RUNT-I RPF

FILL RATE REPORT

csr 6008

Enter Starting Date or 'T' for today?8.1.00

Enter Ending Date or 'T' for today?T

Enter Report Option

1. Detail Report by Part Number...

2. Report by RO Number..... ?1

Enter sources separated by spaces, a range or ALL (E.G. 1 7 9, 100-200)?ALL

Enter Special Status(s) or ALL?ALL

Print (T)otals only or (D)etail Report ?D

Do you want to (I)nclude or (E)xclude any Op-Codes.. ?

Enter Sorting Option

1. Part Number.....

2. RO Number.....

3. Special Status...

4. Op-Code.....

5. Make.....

6. Model.....

7. Year.....

8. Source..... ?1

Output Device: Terminal

ADP FILL RATE REPORT

```
RUNT-I RPFR                                FILL RATE REPORT
Enter Starting Date or 'T' for today?8.1.00
Enter Ending Date or 'T' for today?T
Enter Report Option
      1. Detail Report by Part Number
      2. Report by RO Number.....
Enter sources separated by spaces, a range or ALL (E)
Enter Special Status(s) or ALL?ALL
Print (T)otals only or (D)etail Report ?D
Do you want to (I)nclude or (E)xclude any Op-Codes..
Enter Sorting Option
      1. Part Number.....
      2. RO Number.....
      3. Special Status...
      4. Op-Code.....
      5. Make.....
      6. Model.....
      7. Year.....
      8. Source..... ?1
Output Device: Terminal
```

**First, Enter
The Starting
And Ending
Dates For The
Period Of
Time You Are
Measuring**

ADP FILL RATE REPORT

```
RUNT-I RPFR                                FILL RATE REPORT                                csr 6008
Enter Starting Date or 'T' for today?8.1.00
Enter Ending Date or 'T' for today?T
Enter Report Option
      1. Detail Report by Part Number...
      2. Report by RO Number..... ?1
Enter sources separated by spaces, a range or ALL (E.G. 1 7 9, 100-200)?ALL
Enter Special Status(s) or ALL?ALL
Print (T)otals only or (D)etail Report ?D
Do you want to (I)nclude or (E)xclude any Op-Codes.. ?

Enter Sorting Option
      1. Part Number.....
      2. RO Number.....
      3. Special Status...
      4. Op-Code.....
      5. Make.....
      6. Model.....
      7. Year.....
      8. Source..... ?1

Output Device: Terminal
```

**Next, Enter The
Report Option:
1. Detail
Report By Part
Number**

ADP FILL RATE REPORT

Then, Select The Source Or Sources To Report. Enter your Mazda Sources here.

```
RUNT-I RPF                                     csr 6008
Enter Start
Enter Endir
Enter Report Option
    1. Detail Report by Part Number...
    2. Report by RO Number..... ?1
Enter sources separated by spaces, a range or ALL (E.G. 1 7 9, 100-200)?ALL
Enter Special Status(s) or ALL?ALL
Print (T)otals only or (D)etail Report ?D
Do you want to (I)nclude or (E)xclude any Op-Codes.. ?

Enter Sorting Option
    1. Part Number.....
    2. RO Number.....
    3. Special Status...
    4. Op-Code.....
    5. Make.....
    6. Model.....
    7. Year.....
    8. Source..... ?1

Output Device: Terminal
```

Enter ALL for Special Status(s)

ADP FILL RATE REPORT

```
RUNT-I RPFR                                FILL RATE REPORT
Enter Starting Date or 'T' for today?8.1.00
Enter Ending Date or 'T' for today?T
Enter Report Option
      1. Detail Report by Part Number
      2. Report by RO Number.....
Enter sources separated by spaces, a range or ALL
Enter Special Status(s) or ALL?ALL
Print (T)otals only or (D)etail Report ?D
Do you want to (I)nclude or (E)xclude any Op-Codes.. ?

Enter Sorting Option
      1. Part Number.....
      2. RO Number.....
      3. Special Status...
      4. Op-Code.....
      5. Make.....
      6. Model.....
      7. Year.....
      8. Source..... ?1

Output Device: Terminal
```

**Next,
Select To Print
Totals Only (T)**

ADP FILL RATE REPORT

```
RUNT-I RPFR                                FILL RATE REPORT
Enter Starting Date or 'T' for today?8.1.00
Enter Ending Date or 'T' for today?T
Enter Report Option
      1. Detail Report by Part Number
      2. Report by RO Number.....
Enter sources separated by spaces, a range or ALL (E
Enter Special Status(s) or ALL?ALL
Print (T)otals only or (D)etail Report ?D
Do you want to (I)nclude or (E)xclude any Op-Codes..
Enter Sorting Option
      1. Part Number.....
      2. RO Number.....
      3. Special Status...
      4. Op-Code.....
      5. Make.....
      6. Model.....
      7. Year.....
      8. Source..... ?1
Output Device: Terminal
```

Finally, When Reporting By Part Number, Select The Sort Option

(1) Stock Parts Off-Shelf Fill Rate%

Dates reported: 01AUG00 to 08SEP00
 Output device: Report printer
 Report Type: = Detail by Part Number
 Source(s) to Report: ALL
 Special Status to Report: ALL

Next, Let's Take a Closer Look At The "Totals" Portion Of The ADP Fill Rate Part Number Report

SDF
1
1

SOURCE 100			T O T A L S			S T O C K I N G			N O N - S T O C K I N G		
	PARTS	%	PARTS	%	PARTS	%	PARTS	%	PARTS	%	
TOTAL	2	100.00%	0	0.00%	2	100.00%	0	0.00%	2	100.00%	
OSF		0.00%		0.00%		0.00%		0.00%		0.00%	
SDF	2	100.00%			2	100.00%			2	100.00%	
NON OSF	2	100.00%			2	100.00%			2	100.00%	
NON SDF	0	0.00%		0.00%	0	0.00%		0.00%	0	0.00%	

359196 F64Y*99561*B ENGINE MOU 101 1 1 NS * ELL1 08/22/00 93 /FORD /MUST /93939393MUSTANG93 0 1
 O.H. = 126 BSL = 1 PJ = 1 FB = LOST = EMER = JUN= 0 JUL= 0 AUG= 3
 ONUMB = TWO ODATE = 07/01/99 OTYPE = C ON ORDER = 1

SOURCE 101			T O T A L S			S T O C K I N G			N O N - S T O C K I N G		
	PARTS	%	PARTS	%	PARTS	%	PARTS	%	PARTS	%	
TOTAL	1	100.00%	0	0.00%	1	100.00%	0	0.00%	1	100.00%	
OSF		0.00%		0.00%		0.00%		0.00%		0.00%	
SDF	1	100.00%			1	100.00%			1	100.00%	
NON OSF	1	100.00%			1	100.00%			1	100.00%	
NON SDF	0	0.00%		0.00%	0	0.00%		0.00%	0	0.00%	

G R A N D T O T A L S			S T O C K I N G			N O N - S T O C K I N G		
	PARTS	%	PARTS	%	PARTS	%	PARTS	%
TOTAL	3	100.00%	0	0.00%	3	100.00%	0	0.00%
OSF	0	0.00%	0	0.00%	0	0.00%	0	0.00%
SDF	3	100.00%	0	0.00%	3	100.00%	0	0.00%
NON OSF	3	100.00%	0	0.00%	3	100.00%	0	0.00%
NON SDF	0	0.00%	0	0.00%	0	0.00%	0	0.00%



ADP FILL RATE REPORT

GRAND TOTALS			STOCKING	NON-STOCKING		
	PARTS	%	PARTS	%	PARTS	%
TOTAL	337	100.00%	293	86.94%	44	13.05%
OSF	277	82.19%	277	100.00%	0	0.00%
SDF	304	90.20%	277	91.11%	27	8.88%
NON OSF	60	17.80%	16	26.66%	44	73.33%
NON SDF	33	9.79%	16	48.48%	17	51.51%

You will report OSF Fill Rate information on Stocking parts ONLY each month.

To calculate your OSF% for Stocking Parts, divide the number of OSF Stock parts (277) by the total Stock parts (293), then multiply by 100.

$$277 \div 293 = 0.945$$

$$0.945 \times 100 = 94.5$$

In this example, Stock OSF% is 94.5%.

(2) 12+ Month Idle Capital \$

05JUN1999 20:20:52		ADP MOTORS INC				ADP-I	
01JUN1999 Month End MAY 1999		MONTHLY SUMMARY REPORT				Page 1	
Grand Total							
	HBR DF PARTS	PERCENT	PARTS PIECES	PERCENT	PARTS COST	PERCENT	
Inventory Balance	14,490		54,805		813,275.07		
Active Parts	5,086	35.12	31,082	56.71	594,152.35	73.05	
MS Parts	7,918	54.68	384	0.70	24,296.54	2.98	
MD Parts	414	2.85	21,437	39.11	98,466.22	12.10	
AP Parts	718	4.95	1,445	2.63	81,248.51	9.99	
DP Parts	39	0.26	438	0.79	13,713.87	1.68	
SP Parts	13	0.09	19	0.03	1,397.58	0.17	
DEL Parts	292	2.01					
Parts With No Cost	10	0.06	15	0.02			
Parts With Negative On-Hand							
Core/Exchange	97	0.67	6,259	11.42	87345.62		
Memos On File	851						
Parts Added	743	5.13	161	0.29	8,507.23	1.04	
Active Parts	3	0.40	8	4.96	430.00	5.05	
MS Parts	515	69.31	123	76.39	6,656.91	78.36	
MD Parts	12	1.61	27	16.77	1,375.42	16.16	
AP Parts	1	0.13					
DP Parts	23	3.09	1	0.62	4.40	0.05	
SP Parts	189	25.43	2	1.24	30.50	0.35	
Parts & Memos Deleted	340						
Inventory Movement - Sales							
0 to 3 Months	7,083	48.91	49,870	90.99	622,375.51	76.52	
4 to 6 Months	2,344	16.18	2,008	3.66	77,492.07	9.52	
7 to 12 Months	3,234	22.33	1,876	3.42	60,682.61	7.46	
Over 12 Months	1,035	7.14	631	1.15	32,855.55	4.04	
New Parts No Sales	784	5.41	420	0.76	19,859.33	2.44	
Inventory Movement - Receipts							
0 to 3 Months	6,513	44.97	45,370	82.78	590,351.94	72.58	
4 to 6 Months	2,757	19.04	3,700	6.75	100,058.68	12.30	
7 to 12 Months	3,799	26.22	3,326	6.06	76,492.94	9.40	
Over 12 Months	1,273	8.79	2,403	4.38	46,369.11	5.70	
New Parts No Receipts	139	0.95	6	0.01	2.40	0.00	
Outstanding Orders	409	2.8	2,908		63,559.34		
Stockorders	333	81.41	2,643	90.88	53,397.63	84.01	
Supplemental Orders							
Customer Orders	26	6.35	30	1.03	3,107.33	4.88	
Backorders	52	12.71	235	8.08	7,054.38	11.09	
Stockorder Backorders	29	7.09	198	6.80	4,713.26	7.41	
Supplementl Backorders							
Customer Backorders	25	6.11	37	1.27	2,341.12	3.68	
Outstanding Forced Orders	2	0.01	35		1,445.00		

The ADP “MGR” Monthly Summary Report displays the 12+ Month Idle Capital value on Page 1. Look in the “Inventory Movement – Sales” Section

Run for all Mazda sources, or for your Mazda “Sort” source.

(2) 12+ Month Idle Capital \$

Inventory Movement - Sales						
0 to 3 Months	7,083	48.91	49,870	90.99	622,375.51	76.52
4 to 6 Months	2,344	16.18	2,008	3.66	77,492.07	9.52
7 to 12 Months	3,134	22.33	1,878	3.42	88,602.67	7.46
Over 12 Months	1,035	7.14	691	1.15	32,855.55	4.04
New Parts No Sales	784	5.41	420	0.76	19,859.33	2.44

Look in the “Parts Cost” Column on the right side of the MGR report. In this example, the 12+ Idle Capital is \$32,855

(3) Closing Inventory Value

05JUN1999 20:20:52		ADP MOTORS INC				ADP-I	
01JUN1999 Month End MAY 1999		MONTHLY SUMMARY REPORT				Page 1	
Grand Total							
	HBR OF PARTS	PERCENT	PARTS PIECES	PERCENT	PARTS COST	PERCENT	
Inventory Balance	14,490		54,805		813,275.07		
Active Parts	5,086	35.12	31,082	56.71	594,152.35	73.05	
MS Parts	7,918	54.68	384	0.70	24,296.54	2.98	
MD Parts	414	2.85	21,437	39.11	98,466.22	12.10	
AP Parts	718	4.95	1,445	2.63	81,248.51	9.99	
DP Parts	39	0.26	438	0.79	13,713.87	1.68	
SP Parts	13	0.09	19	0.03	1,397.58	0.17	
DEL Parts	292	2.01					
Parts With No Cost	10	0.06	15	0.02			
Parts With Negative On-Hand							
Core/Exchange	97	0.67	6,259	11.42	87345.62		
Memos On File	851						
Parts Added	743	5.13	161	0.29	8,507.23	1.04	
Active Parts	3	0.40	8	4.96	430.00	5.05	
MS Parts	515	69.31	123	76.39	6,666.91	78.36	
MD Parts	12	1.61	27	16.77	1,375.42	16.16	
AP Parts	1	0.13					
DP Parts	23	3.09	1	0.62	4.40	0.05	
SP Parts	189	25.43	2	1.24	30.50	0.35	
Parts & Memos Deleted	340						
Inventory Movement - Sales							
0 to 3 Months	7,083	48.91	49,870	90.99	622,375.51	76.52	
4 to 6 Months	2,344	16.18	2,008	3.66	77,492.07	9.52	
7 to 12 Months	3,234	22.33	1,876	3.42	60,682.61	7.46	
Over 12 Months	1,035	7.14	631	1.15	32,865.55	4.04	
New Parts No Sales	784	5.41	420	0.76	19,859.33	2.44	
Inventory Movement - Receipts							
0 to 3 Months	6,513	44.97	45,370	82.78	590,351.94	72.58	
4 to 6 Months	2,757	19.04	3,700	6.75	100,058.68	12.30	
7 to 12 Months	3,799	26.22	3,326	6.06	76,492.94	9.40	
Over 12 Months	1,273	8.79	2,403	4.38	46,369.11	5.70	
New Parts No Receipts	139	0.95	6	0.01	2.40	0.00	
Outstanding Orders	409	2.8	2,908		63,559.34		
Stockorders	333	81.41	2,643	90.88	53,397.63	84.01	
Supplemental Orders							
Customer Orders	26	6.35	30	1.03	3,107.33	4.88	
Backorders	52	12.71	235	8.08	7,054.38	11.09	
Stockorder Backorders	29	7.09	198	6.80	4,713.26	7.41	
Supplementl Backorders							
Customer Backorders	25	6.11	37	1.27	2,341.12	3.68	
Outstanding Forced Orders	2	0.01	35		1,445.00		

The ADP "MGR" Monthly Summary Report displays the Inventory Balance. Look at the top of page 1.

Run for all Mazda sources, or for Mazda "Sort" source.

(3) Closing Inventory Value

05JUN1999 20:20:52

ADP MOTORS INC

ADP-C

01JUN1999 Month End MAY 1999

MONTHLY SUMMARY REPORT

Page 1

Grand Total

	HBR OF PARTS	PERCENT	PARTS PIECES	PERCENT	PARTS COST	PERCENT
Inventory Balance	14,490		54,805		813,275.07	
Active Parts	3,022	39.14	31,082	56.71	534,152.85	73.85
MS Parts	7,918	54.68	384	0.70	24,296.54	2.98
KO Parts	414	2.85	21,437	39.11	98,466.22	12.10
AP Parts	718	4.95	1,445	2.63	81,248.51	9.99
DP Parts	39	0.26	438	0.79	13,713.87	1.68
SP Parts	13	0.09	19	0.03	1,397.58	0.17
DEL Parts	292	2.01				

Look in the "Parts Cost" Column on the right of the MGR report. In this example, the Inventory Balance is \$813,275

(4) Lost Sales Value

05JUN1999 20:20:52		ADP MOTORS INC				ADP-I	
01JUN1999 Month End MAY 1999		MONTHLY SUMMARY REPORT				Page 1	
	NBR OF PARTS	PERCENT	PARTS PIECES	PERCENT	PARTS COST	PERCENT	TRANS COUNT
Gross Sales	3,495	24.13	36,047	100.00	513,962.67	100.00	13,283
Regular	3,495	100.00	36,047	100.00	513,962.67	100.00	13,283
No History							
Drop Ship							
Wholesale							
Wholesale No History							
Wholesale Drop Ship							
Warranty							
Warranty No History							
Warranty Drop Ship							
Lost Sales	49	0.33	56		3,142.15		49
Return Sales	463	3.19	2,805	100.00	42,348.00	100.00	675
Regular	463	100.00	2,805	100.00	42,348.00	100.00	675
No History							
Defective							
Wholesale							
Wholesale No History							
Wholesale Defective							
Warranty							
Warranty No History							
Warranty Defective							
Receipts	2,789	19.26	25,322		494,245.25		3,641
Stockorders	1,469	52.67	13,317	52.59	293,065.15	59.29	1,792
Supplemental Orders							
Customer Orders	421	15.09	573	2.26	46,817.36	9.47	456
Emergency Purchases	828	29.68	1,263	4.98	72,031.99	14.57	969
Other Receipts	330	11.83	10,169	40.15	82,330.75	16.65	424
Overages							
Net Adjustments	110	0.75	298		15,823.89		117
Plus	1	0.90	2	0.67	118.00		2
Minus	109	99.0	296	99.32	-15,941.89		115
Factory Returns	4	0.03	21		64.61		4
Net Appreciation	37	0.26	325	0.58	795.25		42
Positive	27	72.97	304	93.53	1,172.33		32
Negative	10	27.02	21	6.46	-377.08		10
Parts Updated With Cost	2	0.01	1		62.50		2
Parts With Comments	30						
Misc & Sublet Items			1		5.35		1
Gross Sales							
Lost Sales							
Return Sales							
Parts Not On File, But Sold			203		6,724.92		132
Gross Sales							
Lost Sales							
Return Sales			304		39,010.86		99

The ADP MGR Monthly Summary Report (Page 2) displays the value of Lost Sales.

Run for all Mazda sources, or for Mazda "Sort" source.

(4) Lost Sales Value

Grand Total	NBR. OF PARTS	PERCENT	PARTS PIECES	PERCENT	PARTS COST	PERCENT	TRANS COUNT
Gross Sales	3,495	24.13	36,047		513,962.67		13,283
Regular	3,495	100.00	36,047	100.00	513,962.67	100.00	13,283
No History							
Drop Ship							
Wholesale							
Wholesale No History							
Wholesale Drop Ship							
Warranty							
Warranty No History							
Warranty Drop Ship							
Lost Sales	49	0.33	56		3,142.15		49

In this example, Lost Sales totaled \$3,142

(5) Month End Net Sales

05JUN1999 20:20:52		ADP MOTORS INC				ADP-I	
01JUN1999 Month End MAY 1999		MONTHLY SUMMARY REPORT				Page 1	
	NBR OF PARTS	PERCENT	PARTS PIECES	PERCENT	PARTS COST	PERCENT	TRANS COUNT
Gross Sales	3,495	24.13	36,047		513,962.67		13,283
Regular	3,495	100.00	36,047	100.00	513,962.67	100.00	13,283
No History							
Drop Ship							
Wholesale							
Wholesale No History							
Wholesale Drop Ship							
Warranty							
Warranty No History							
Warranty Drop Ship							
Lost Sales	49	0.33	56		3,142.15		49
Return Sales	463	3.19	2,805		42,348.00		675
Regular	463	100.00	2,805	100.00	42,348.00	100.00	675
No History							
Defective							
Wholesale							
Wholesale No History							
Wholesale Defective							
Warranty							
Warranty No History							
Warranty Defective							
Receipts	2,789	19.26	25,322		494,245.25		3,641
Stockorders	1,469	52.67	13,317	52.59	293,065.15	59.29	1,792
Supplemental Orders							
Customer Orders	421	15.09	573	2.26	46,817.36	9.47	456
Emergency Purchases	828	29.68	1,263	4.98	72,031.99	14.57	969
Other Receipts	330	11.83	10,169	40.15	82,330.75	16.65	424
Overages							
Net Adjustments	110	0.75	298		15,823.89		117
Plus	1	0.90	2	0.67	118.00		2
Minus	109	99.0	296	99.32	-15,941.89		115
Factory Returns	4	0.03	21		64.61		4
Net Appreciation	37	0.26	325	0.58	795.25		42
Positive	27	72.97	304	93.53	1,172.33		32
Negative	10	27.02	21	6.46	-377.08		10
Parts Updated With Cost	2	0.01	1		62.50		2
Parts With Comments	30						
Misc & Sublet Items			1		5.35		1
Gross Sales							
Lost Sales							
Return Sales							
Parts Not On File, But Sold			203		6,724.92		132
Gross Sales							
Lost Sales							
Return Sales			304		39,010.86		99

The ADP MGR Monthly Summary Report (Page 2) displays both Gross sales and Customer Returns.

Run for all Mazda sources, or for Mazda "Sort" source.

(5) Month End Net Sales

Grand Total	NBR OF PARTS	PERCENT	PARTS PIECES	PERCENT	PARTS COST	PERCENT	TRANS COUNT
Gross Sales	3,495	24.13	36,047		513,962.67		13,283
Regular	3,495	100.00	36,047	100.00	513,962.67	100.00	13,283
No History							
Drop Ship							
Wholesale							
Wholesale No History							
Wholesale Drop Ship							
Warranty							
Warranty No History							
Warranty Drop Ship							
Lost Sales	49	0.33	56		3,142.15		49
Return Sales	463	3.19	2,805		42,348.00		675
Regular	463	100.00	2,805	100.00	42,348.00	100.00	675
No History							

To calculate Net Sales, subtract "Return Sales" (\$42,348) from "Gross Sales" (\$513,962).

In this example, Net Sales total \$471,614.

(6) Month End Receipts

05JUN1999 20:20:52		ADP MOTORS INC						ADP-I
01JUN1999 Month End MAY 1999		MONTHLY SUMMARY REPORT						Page 1
Grand Total								
	NBR OF PARTS	PERCENT	PARTS PIECES	PERCENT	PARTS COST	PERCENT	TRANS COUNT	
Gross Sales	3,495	24.13	36,047		513,962.67		13,283	
Regular	3,495	100.00	36,047	100.00	513,962.67	100.00	13,283	
No History								
Drop Ship								
Wholesale								
Wholesale No History								
Wholesale Drop Ship								
Warranty								
Warranty No History								
Warranty Drop Ship								
Lost Sales	49	0.33	56		3,142.15		49	
Return Sales	463	3.19	2,805		42,348.00		675	
Regular	463	100.00	2,805	100.00	42,348.00	100.00	675	
No History								
Defective								
Wholesale								
Wholesale No History								
Wholesale Defective								
Warranty								
Warranty No History								
Warranty Defective								
Receipts	2,789	19.26	25,322		494,245.25		3,641	
Stockorders	1,469	52.67	13,317	52.59	293,065.15	59.29	1,792	
Supplemental Orders								
Customer Orders	421	15.09	573	2.26	46,817.36	9.47	456	
Emergency Purchases	828	29.68	1,263	4.98	72,031.99	14.57	969	
Other Receipts	330	11.83	10,169	40.15	82,330.75	16.65	424	
Overages								
Net Adjustments	110	0.75	298		15,823.89		117	
Plus	1	0.90	2	0.67	118.00		2	
Minus	109	99.0	296	99.32	-15,941.89		115	
Factory Returns	4	0.03	21		64.61		4	
Net Appreciation	37	0.26	325	0.58	795.25		42	
Positive	27	72.97	304	93.53	1,172.33		32	
Negative	10	27.02	21	6.46	-377.08		10	
Parts Updated With Cost	2	0.01	1		62.50		2	
Parts With Comments	30							
Misc & Sublet Items			1		5.35		1	
Gross Sales								
Lost Sales								
Return Sales								
Parts Not On File, But Sold			203		6,724.92		132	
Gross Sales								
Lost Sales								
Return Sales			304		39,010.86		99	

The ADP MGR Monthly Summary Report (Page 2) displays Month End Receipts.

Run for all Mazda sources, or for Mazda "Sort" source.

(6) Month End Receipts


					Parts Cost		
Receipts	2,789	19.26	25,322		494,245.25		3,641
Stock Orders	1,469	52.67	13,317	52.59	293,965.15	59.29	1,732
Supplemental Orders							
Customer Orders	421	15.09	573	2.26	46,817.36	9.47	456
Emergency Purchases	628	29.68	1,263	4.98	72,031.99	14.57	969
Other Receipts	330	11.83	10,149	40.15	82,330.75	16.65	424

Enter the value shown for Receipts under the “Part Cost” column.

In this example, Net Sales total \$494,245.

Submitting Your Data

Full Circle Gateway Information Page



[RMI Dealership Pro-Forma \(Excel\)](#)

[FCG Reporting Worksheets](#)


[FCG Instructions - ADP](#)

[FCG Instructions - R&R](#)


[FCG Instructions - UCS](#)

[FCG Instructions - Other](#)

[Contact ADMI](#)



Mazda Full Circle Gateway



MAPP
A Full Circle Service Initiative

Mazda Advanced Parts Performance (MAPP) is a comprehensive in-dealership training program designed to increase parts sales, to improve your Dealership Management System's utilization and to implement processes that promote efficient inventory management practices.

[Learn more >>](#)

[Continue to Full Circle Gateway >](#)

MAPP & FCG Support Center • Mon-Fri 8am to 8pm Est • (888) 231-6689 • mapp@admi-usa.com

Instructions & Worksheets

Mazda Full Circle Gateway

MAPP
A Full Circle Service Initiative

Mazda Advanced Parts Performance (MAPP) is a comprehensive in-dealership training program designed to increase parts sales, to improve your Dealership Management System's utilization and to implement processes that promote efficient inventory management practices.

[Learn more >>](#)

[Continue to Full Circle Gateway >](#)

MAPP & FCG Support Center • Mon-Fri 8am to 8pm Est • (888) 231-6689 • mapp@admi-usa.com

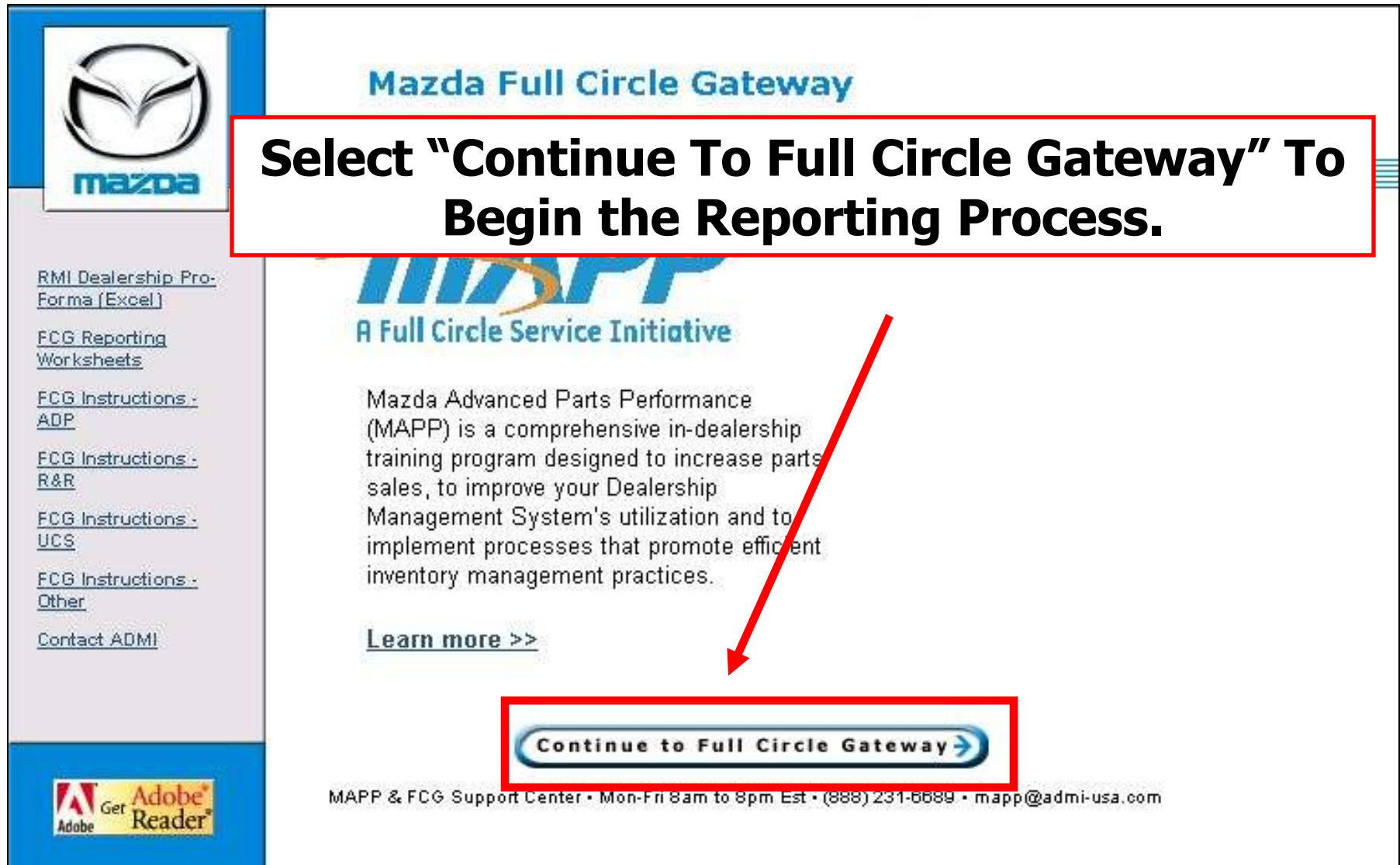
Left Sidebar Links:

- [RMI Dealership Proforma \(Excel\)](#)
- [FCG Reporting Worksheets](#)
- [FCG Instructions - ADP](#)
- [FCG Instructions - R&R](#)
- [FCG Instructions - UCS](#)
- [FCG Instructions - Other](#)
- [Contact ADMI](#)

Adobe Get Reader

**Additional Reporting and Parts Upgrade Information
(Adobe® PDF File Format)**

Continue To FCG Link



Mazda Full Circle Gateway

Select "Continue To Full Circle Gateway" To Begin the Reporting Process.

MAPP
A Full Circle Service Initiative

Mazda Advanced Parts Performance (MAPP) is a comprehensive in-dealership training program designed to increase parts sales, to improve your Dealership Management System's utilization and to implement processes that promote efficient inventory management practices.

[Learn more >>](#)

[Continue to Full Circle Gateway >](#)

MAPP & FCG Support Center • Mon-Fri 8am to 8pm Est • (888) 231-6689 • mapp@admi-usa.com

Navigation menu items:
[RMI Dealership Pro-Forma \(Excel\)](#)
[FCG Reporting Worksheets](#)
[FCG Instructions - ADP](#)
[FCG Instructions - R&R](#)
[FCG Instructions - UCS](#)
[FCG Instructions - Other](#)
[Contact ADMI](#)

Adobe Reader logo

Full Circle Gateway Main Menu

Full Circle Gateway

Terry Sans [Home](#) [Info](#)

For MAPP program support, call (888) 231-6689, Monday - Friday 8 AM - 8 PM Eastern Time.

INBOX		
Date	Task	Drop
08/31/05	Data Received for 7 / 2005	Drop
06/08/04	Data Received for 5 / 2004	Drop
06/08/04	Data Received for 5 / 2004	Drop
06/08/04	Data Received for 5 / 2004	Drop

FORMS

MFC Reporting [View](#)

REPORTS

MFC Reporting History [View](#)

To Begin the Reporting Process, Select **"MFC Reporting"** in the "Forms" Box, and Click on "View"

MFC Reporting

Date: March, 2006	
Stock Parts Off-Shelf Fill Rate %: (help)	<input type="text"/> %
12+ Month Idle Capital Value \$: (help)	<input type="text"/> \$
Month End Closing Inventory Value \$: (help)	<input type="text"/> \$
Lost Sales Value \$: (help)	<input type="text"/> \$
Month End Net Sales (Sales - Cust. Returns) \$: (help)	<input type="text"/> \$
Month End Receipts: (help)	<input type="text"/> \$
Comments:	<input type="text"/>
<input type="button" value="CLEAR"/> <input type="button" value="ENTER"/>	

If You Have a Question About a Particular Item, Click On “(help)”, and a Window Will Open.

There Are Help Messages Available for ADP, R&R and UCS.

Support Center Assistance

The ADMI Mazda Support Center is Available

Support Center: (888) 231-6689

Monday – Friday 8:00 AM to 5:00 PM Eastern Time.

Save Your Reports!

- From Time to Time, The Support Center May Call You Asking For Copies Of Your Reports and Worksheets To Verify That Your Data Is Accurate
- Please Retain Your Reports and Forms Until the Following Month